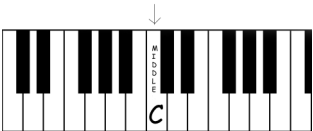
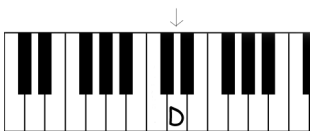
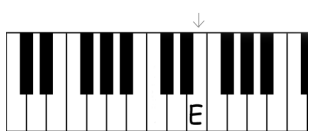
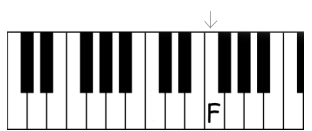
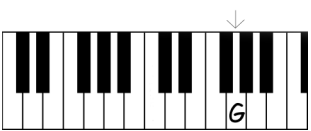


C Position Starting Notes - Right Hand

The chart below shows the first five notes of the C position for the right hand. For each note you will find:

- 1) The letter name of the note;
- 2) A diagram of where the note is located on the keyboard;
- 3) The finger that plays the note;
- 4) A diagram of where the note is located on the treble clef staff.

C	D	E	F	G
				
1 st Finger (thumb)	2 nd Finger (index)	3 rd Finger (middle)	4 th Finger (ring)	5 th Finger (pinky)
