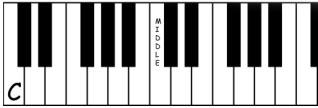
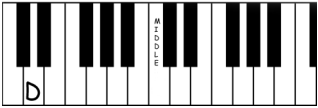
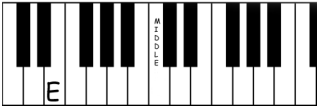
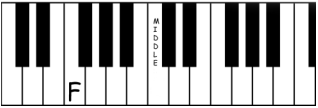
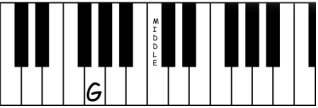
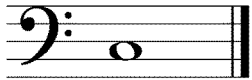


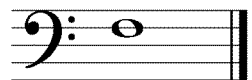



C Position Starting Notes - Left Hand

The chart below shows the first five notes of the C position for the left hand. For each note you will find:

- 1) The letter name of the note;
- 2) A diagram of where the note is located on the keyboard;
- 3) The finger that plays the note;
- 4) A diagram of where the note is located on the bass clef staff.

| C | D | E | F | G |
|---|---|--|---|---|
|  |  |  |  |  |
| 5 th Finger (pinky) | 4 th Finger (ring) | 3 rd Finger (middle) | 2 nd Finger (index) | 1 st Finger (thumb) |
|  |  |  |  |  |