



D MAJOR SCALE AND CHORD CREATOR

1) Write a D major scale on the staff below using accidentals:

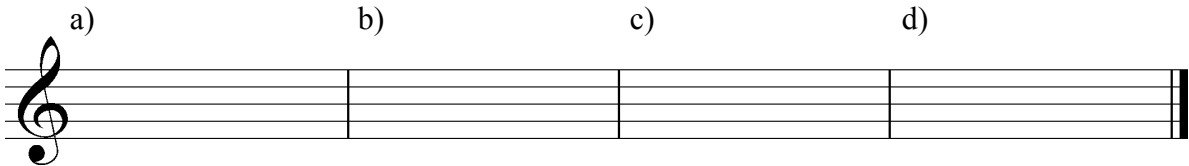


2) Write a D major scale on the staff below using a key signature:




3) Write the following with chord symbols:

- a) D major triad (using whole notes)
- b) D major arpeggio (using quarter notes)
- c) D major seventh chord (using whole notes)
- d) D dominant seventh chord (using whole notes)



4) Write the following chords on the staff below using whole notes. Invert the chords as needed to create a smooth voice leading:



5) Play the above chord progression:

- a) as written;
- b) using a quarter note arpeggio pattern;
- c) as written, adding a bass note with your left hand;
- d) using a quarter note arpeggio pattern with bass note.

6) Repeat step 5. This time, be sure to experiment with various sound patches and a sustain pedal. Use a time source such as a metronome or drum beat.